

Sage Enterprise Intelligence

2018

b a s s C O N N E C T

James Tang

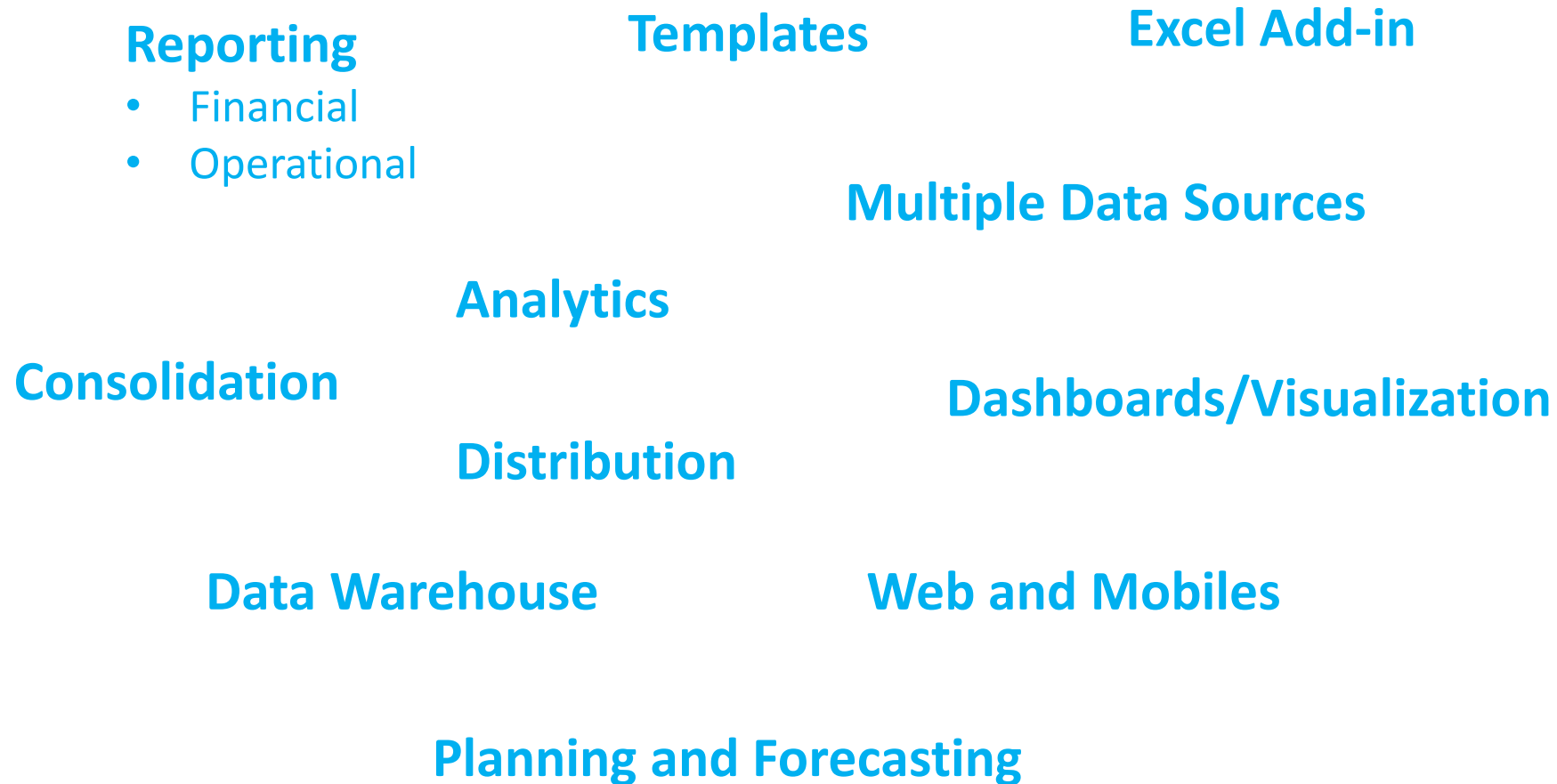


What is Business Intelligence?

“Technology that **transforms
raw data into
meaningful and **useful information**
for business purposes”**



Elements of a BI Solution



Solutions

1

**Sage 300
Intelligence
Reporting**

2





**Sage 300c
Intelligence
Reporting
Cloud**

3

**Sage
Enterprise
Intelligence**



Solutions at a Glance

				
Reporting	Yes	Yes	Yes	Yes
Operational Reporting	Yes		Yes	Yes
Financial Reporting		Yes	Yes	Yes
Templates	Yes	Yes	Yes	Yes
Excel add-in			Yes	Yes
Analytics			Yes	Yes
Multiple data source			Yes	Yes
Consolidation			Yes	Yes
Distribution			Yes	Yes
Dashboard / visualization			Yes	Yes
OLAP/Data Warehouse			OLAP	OLAP
Web			*	Yes
Mobility			*	Yes
Planning				Yes

Multi Source Data Access



Enterprise-Wide Advanced Analytics & Reporting

Components

SEI Server

- 1 SEI User
- Access to 1 data source
- OLAP Runtime
- Prebuilt Templates

Enterprise Server Extension Pack 1

- Distribution Module
- Access to 3 data sources

Enterprise Server Extension Pack 2

- Multi-installation
 - Prod, Test, Dev, Training
- Unlimited data sources access
- OLAP Manager

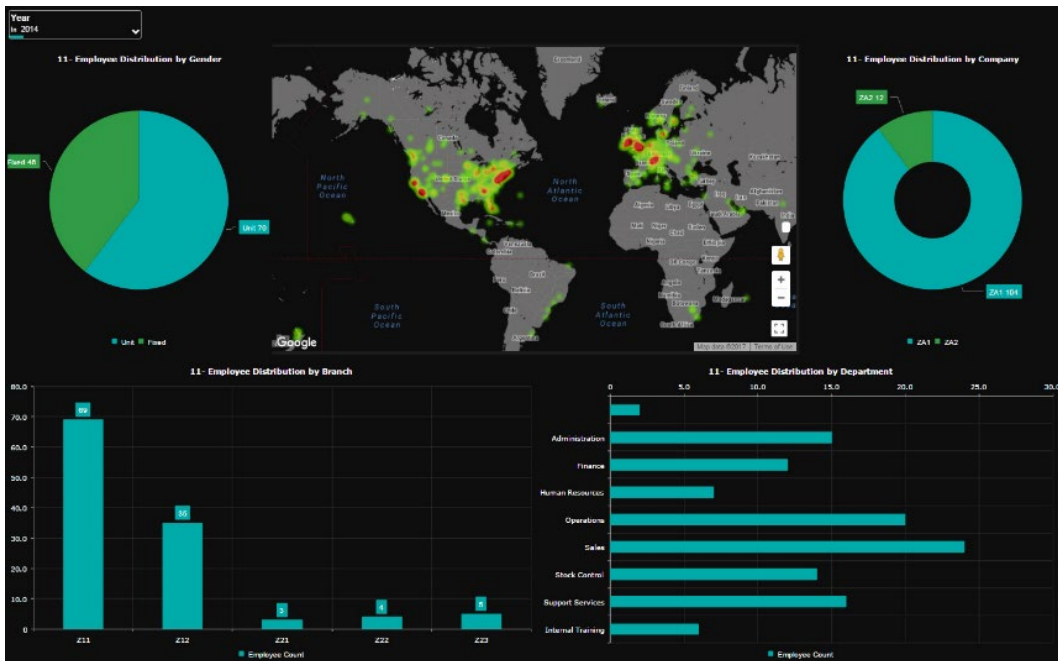
SEI User

- Administrative functions
- Create, maintain reports

SEI Viewer

- Running reports

- Fully HTML5
- Entirely re-designed User Interface



- Advanced dashboard capabilities
- Embedded in multiple Sage product lines

Excel Add-in

- Increase productivity by eliminating manual entry
- Access live enterprise data securely from within Excel
- Produce real-time financial statements and reports quickly
- Drill-down to transactional data
- Consolidation of multiple data sources
- Advanced Excel pivot capabilities

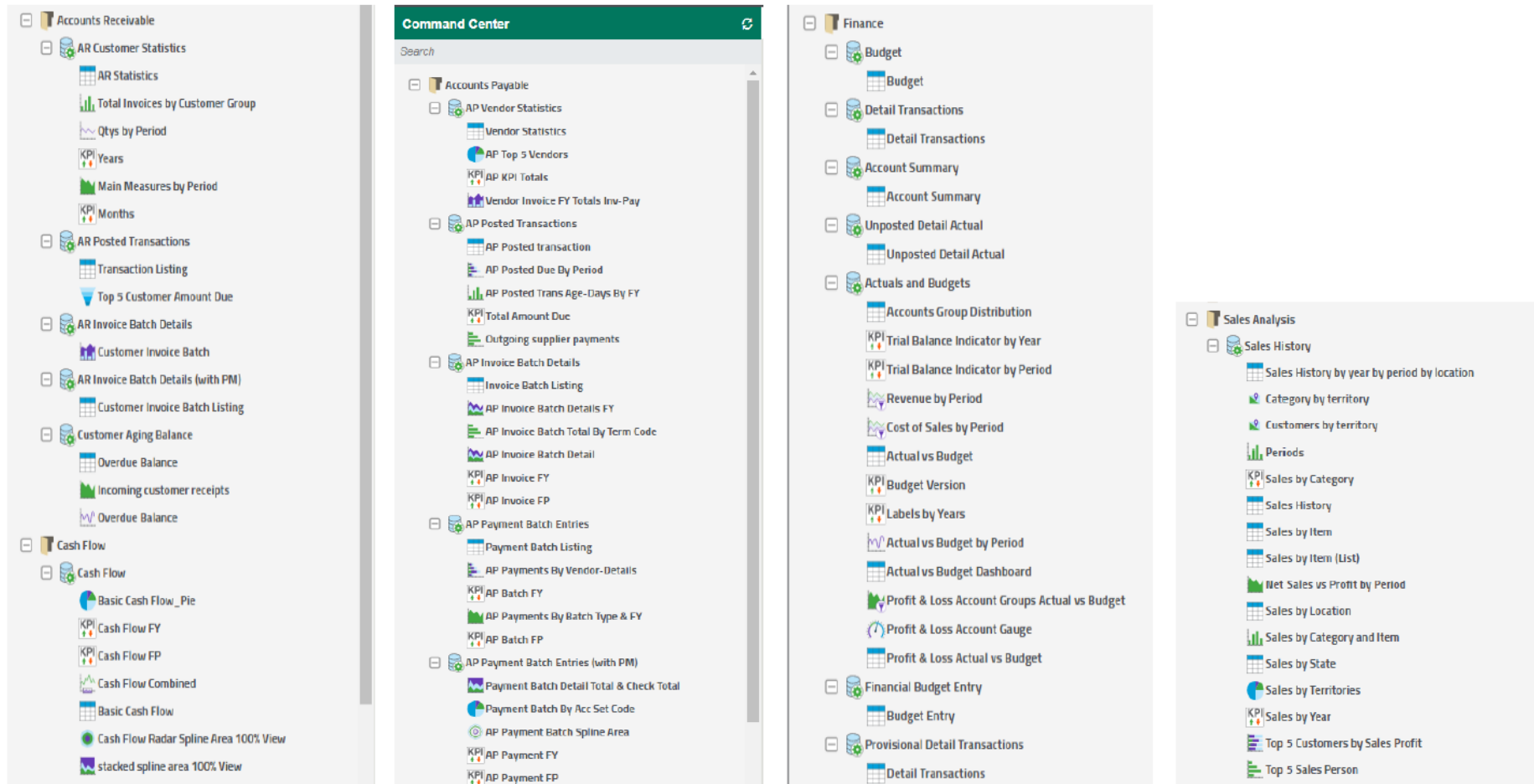
Sage Enterprise Intelligence for Sage X3
Income Statement

Return to Financials Menu

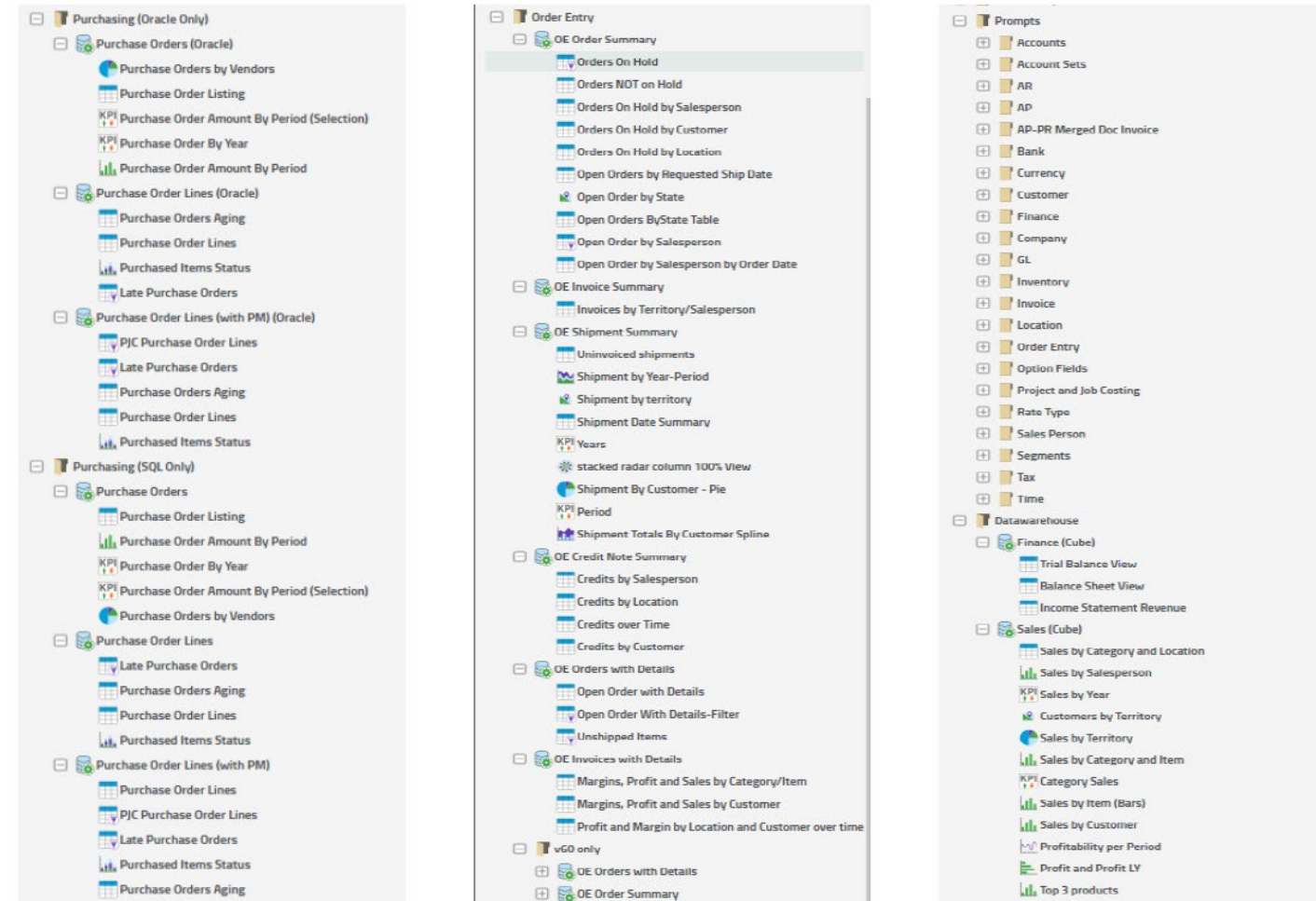
June 01, 2013 to June 30, 2013

Account	Description	Current Period				Year to date			
		Actuals	Budget	Variance	Ratio	Actual	Budget	Variance	Ratio
Sales									
Revenue									
41100	Sales Revenue	186,344.76	16,666.67	-169,678.09	-91%	2,612,621.85	100,000.00	-2,512,621.85	-96%
41600	Sales Revenue - Inter Company	0.00	0.00	0.00	0%	0.00	0.00	0.00	0%
41900	Sales Revenue - Clearing	-9,630.00	0.00	9,630.00	100%	22,707.03	0.00	-22,707.03	-100%
44100	Finance Charge Income	0.00	0.00	0.00	0%	0.00	0.00	0.00	0%
45100	Shipping Charges	0.00	0.00	0.00	0%	0.00	0.00	0.00	0%
46100	Shipping Insurance	0.00	0.00	0.00	0%	0.00	0.00	0.00	0%
	Total Revenue	176,714.76	16,666.67	-169,848.09	-91%	2,635,328.88	100,000.00	-2,535,328.88	-96%
Sales returns and allowances									
48100	Sales Returns & Allowances	0.00	0.00	0.00	0%	0.00	0.00	0.00	0%
	Total Sales returns and allowances	0.00	0.00	0.00	0%	0.00	0.00	0.00	0%
Discounts									
49100	Sales Discounts	0.00	0.00	0.00	0%	0.00	0.00	0.00	0%
	Total Discounts	0.00	0.00	0.00	0%	0.00	0.00	0.00	0%
	Total Sales	176,714.76	16,666.67	-169,848.09	-91%	2,635,328.88	100,000.00	-2,535,328.88	-96%
Cost of sales									
Cost of goods									
51100	Cost of Sales	149,237.83	0.00	-149,237.83	-100%	2,207,600.33	0.00	-2,207,600.33	-100%
52100	Commission	0.00	0.00	0.00	0%	0.00	0.00	0.00	0%
52200	Freight Charges	0.00	0.00	0.00	0%	0.00	0.00	0.00	0%
53100	Purchase Price Variance	-139,823.75	0.00	139,823.75	100%	-556,895.09	0.00	556,895.09	100%
	Total Cost of Goods	9,414.08	0.00	-9,414.08	-100%	1,640,709.44	0.00	-1,640,709.44	-100%
Manufacturing Cost									
54100	Subcontracted Services	0.00	0.00	0.00	0%	152.00	0.00	-152.00	-100%
57100	Material Variances	0.00	0.00	0.00	0%	0.00	0.00	0.00	0%
57200	Labor Variances	0.00	0.00	0.00	0%	0.00	0.00	0.00	0%
57300	Machine Variances	0.00	0.00	0.00	0%	0.00	0.00	0.00	0%
57500	Subcontract Variance	0.00	0.00	0.00	0%	0.00	0.00	0.00	0%
58100	Absorbed Labor Cost	-5,185.79	0.00	5,185.79	100%	-78,040.84	0.00	78,040.84	100%
58200	Absorbed Machine Cost	-5,849.78	0.00	5,849.78	100%	-37,143.37	0.00	37,143.37	100%
58300	Absorbed Overhead Cost	-623.44	0.00	623.44	100%	-4,909.81	0.00	4,909.81	100%
58400	Absorbed Subcontracting Cost	0.00	0.00	0.00	0%	0.00	0.00	0.00	0%
59100	WIP Balancing	0.00	0.00	0.00	0%	3,229.59	0.00	-3,229.59	-100%
59200	WIP Scrap	0.00	0.00	0.00	0%	0.00	0.00	0.00	0%
	Total Manufacturing Cost	-14,659.01	0.00	14,659.01	100%	-116,800.43	0.00	116,800.43	100%
	Total Cost of Sales	-5,244.93	0.00	5,244.93	100%	1,623,909.01	0.00	-1,623,909.01	-100%

Standard Templates



Standard Templates



If you want to

Create dashboards and mobile access to data

Solution



Easy to create dashboard from existing reports

Multiple view types

Web interface and mobile enabled



Sage Enterprise Intelligence Presentation by James Tang

If you want to

Consolidate larger volume of data or from multiple Sage 300 databases

Solution



OLAP Data warehouse

Consolidated environment for all reporting area

Excel add-in





THANK YOU

James Tang

BI Practice Leader
BAASS Business Solutions Inc.
jtang@baass.com